

MESA POLICE DEPARTMENT

POLICE DEPARTMENT UPDATE

(TRAINING, USE OF FORCE, & ACCOUNTABILITY)



USE OF FORCE FACTS

- HISTORY OF USE OF FORCE COMPLAINTS
- USE OF FORCE STATISTICS
- TRAINING
- DE-ESCALATION VIDEOS

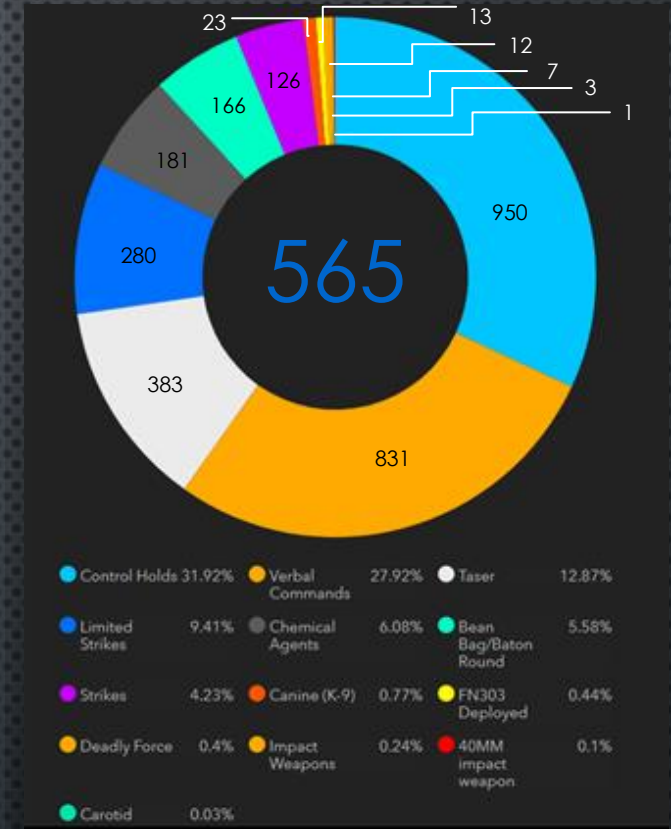
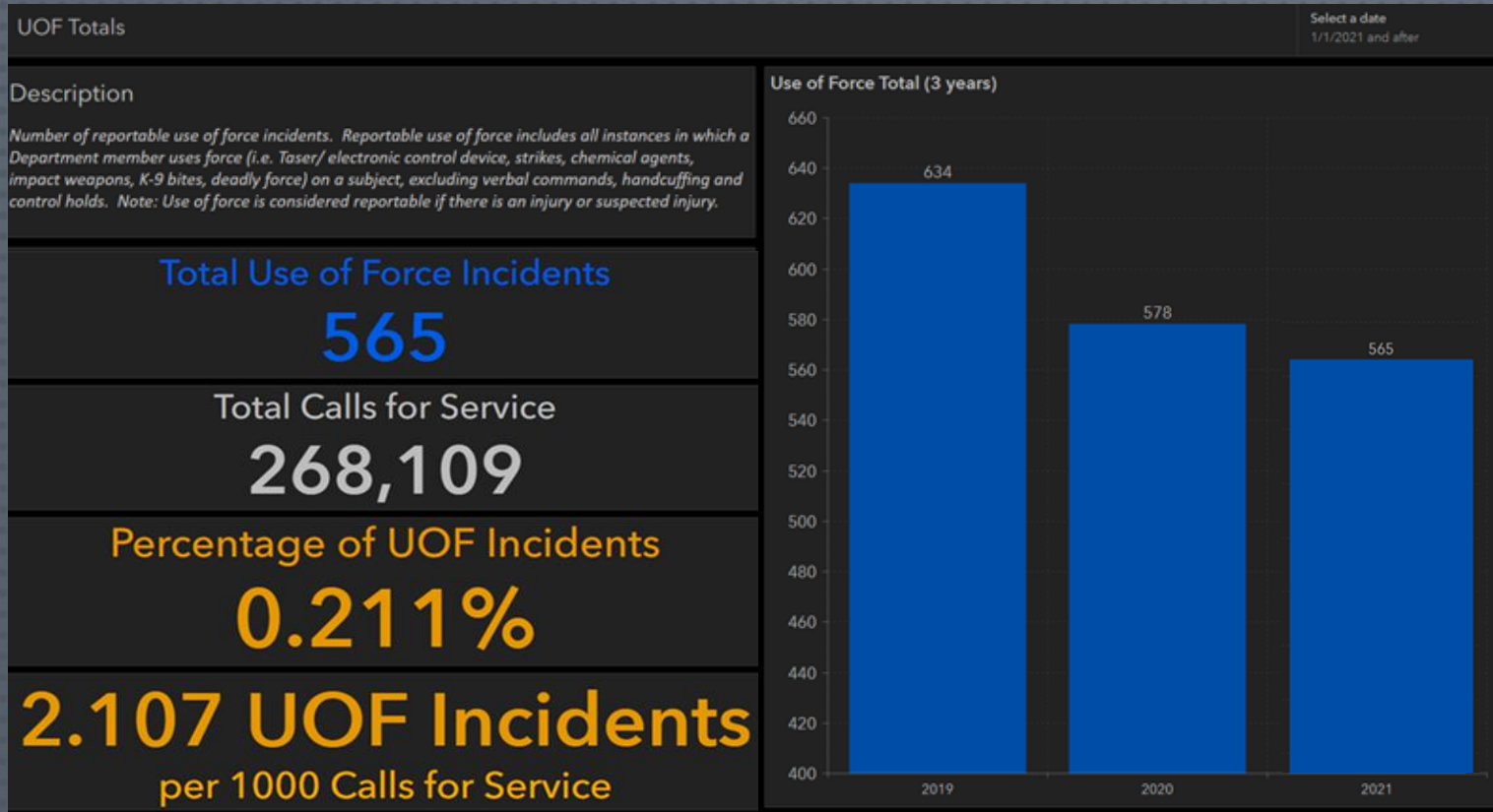


HISTORY

THE FOLLOWING INFORMATION IS
COMPRISED OF USE OF FORCE
DATA AND COMPLAINTS FROM
2010 TO PRESENT



MESA POLICE DEPARTMENT USE OF FORCE

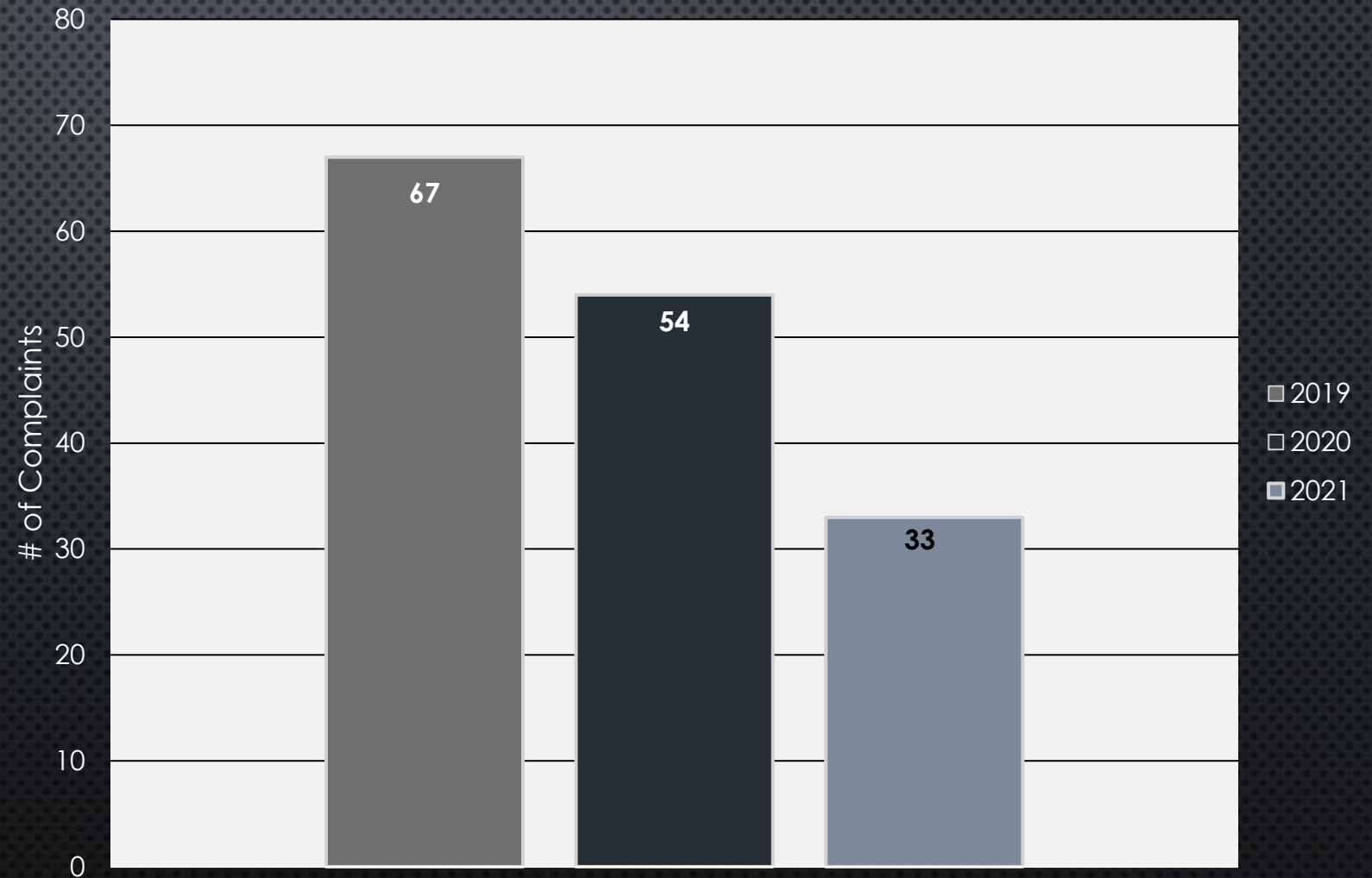


TRANSPARENCY IN POLICING

OF DISCOURTESY COMPLAINTS

- **2019 – 67**
- **2020 – 54**
- **2021 – 33**

Discourtesy Complaints



MESA POLICE DEPARTMENT TRAINING CYCLE

PROFICIENCY & CONTINUING EDUCATION MINIMUMS

Continuing Officer Education (COE)	2019	2020	2021
	22	10	38

AZPOST REQUIRES 8 HOURS COE



MESA POLICE DEPARTMENT TRAINING CONTINUED

- USE OF FORCE REVIEW AND IMPLEMENTATION COMMITTEE
- DISCIPLINE POLICY REVISED AUGUST/2020
- USE OF FORCE REVIEW POLICY JUNE/2018
- ACADEMIC RESEARCH
- MORRISON INSTITUTE

A police officer in uniform is standing next to a dog in front of a stone wall. The officer is looking down at the dog. The dog is sitting and looking towards the camera. The background is a stone wall with a window or opening in the upper left.

MESA POLICE DEPARTMENT TRAINING CONTINUED

IN COLLABORATION WITH THE CITIZEN TRAINING REVIEW COMMITTEE

- DUTY TO INTERVENE
- P.A.U.S.E.
- ANTI BIAS TRAINING
- CULTURAL DIVERSITY
- ADVANCED TACTICS & DECISION MAKING

MESA POLICE DEPARTMENT TRAINING CONTINUED

IN COLLABORATION WITH THE CITIZEN TRAINING REVIEW COMMITTEE

- DE-ESCALATION TRAINING
- INTERPERSONAL COMMUNICATION
- COMMUNICATION AND TACTICS
 - INTEGRATING COMMUNICATIONS, ASSESSMENT, AND TACTICS (ICAT)
- A.B.L.E.
 - (ACTIVE BYSTANDER LAW ENFORCEMENT PROJECT)
- POLICE JIU-JITSU (PJJ)


MESA POLICE DEPARTMENT TRAINING CONTINUED



MESA POLICE DEPARTMENT TRAINING CONTINUED



MESA POLICE DEPARTMENT TRAINING CONTINUED



CONTEXT

2010- Nov 2019 \approx 3,030,210 Total Calls for Service

- Dispatched \approx 1,786,760
- On-View \approx 1,243,450

Of those Calls For Service, we had 165 Use of Force Complaints

131 Citizen

34 Departmental (Internal)

3,030,210 Calls For Service and 165 Use of Force complaints = .005%



ACCOUNTABILITY

Prior Departmental (Internal) Use of Force complaint average: 3.4 per year

38% Sustained departmental initiated complaints

CONTEXT

Nov 2019 to Present \approx 556,717 Total Calls for Service

- Dispatched \approx 388,922
- On-View \approx 167,795

Of those Calls For Service, we had 66 Use of Force Complaints
44 Citizen
22 Departmental (Internal)

556,717 Calls For Service and 66 Use of Force complaints \approx .011%



ACCOUNTABILITY

Recent Departmental (Internal) Use of Force complaint average: 7 per year

71% Sustained departmental initiated complaints



CALLS FOR SERVICE / USE OF FORCE

2021 ≈ 268,109 TOTAL CALLS FOR SERVICE (CFS)

223 USES OF TASER ≈ .083%

115 USES OF BEANBAG ≈ .042%

9 OFFICER INVOLVED SHOOTINGS ≈ .003%